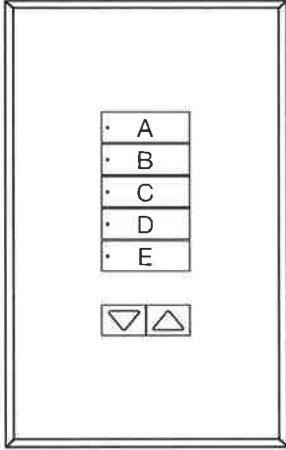



<b>seeTouch® QS Engraving Schedule</b> <b>Architectural Finishes</b>		<b>型番</b> Model Number QSW2-5BRLN-WH-NST																			
PROJECT	<b>Shipping Information</b> Ship To: Name: _____ Address: _____ City: _____ State: _____ Postal Code: _____ Country: _____ Phone: _____	<b>Project Information (任意)</b> <span style="float: right; border: 1px solid black; padding: 2px;">Reset Form</span> 物件名 _____ 販売店様名・担当者様名 _____ PO Number: _____ Lutron Order#: _____ 補助コントロール位置名 _____ エリア名 _____ 部屋名 _____																			
	<b>Unit Options</b> Unit Type ・希望タイプを下記から選択 <input checked="" type="radio"/> Wallstation ・本体・プレート・ボタン <input type="radio"/> Button Kit ・ボタンのみ <input type="radio"/> Faceplate Kit ・プレート・ボタンのみ  Faceplate Style    Function (Wallstation only) <input checked="" type="radio"/> ノンインサート <input checked="" type="radio"/> 照明用 <input type="radio"/> インサート <input type="radio"/> 照明とシェード用 <input type="radio"/> <input type="radio"/> シェード用	<b>Unit Color</b> ・色を選択 <input checked="" type="radio"/> マット仕上げ <input type="radio"/> 金属仕上げ <input type="radio"/> 金属仕上げ White (WH)																			
STYLE	<b>Button Configuration</b> ・ボタンの種類を選択 <input type="radio"/> 1B <input type="radio"/> 2B <input type="radio"/> 3B <input type="radio"/> 5B <input type="radio"/> 7B <input type="radio"/> 2BRL <input type="radio"/> 3BRL <input checked="" type="radio"/> 5BRL <input type="radio"/> 2BRLIR <input type="radio"/> 3BRLIR <input type="radio"/> 5BRLIR <input type="radio"/> 1RLD <input type="radio"/> 2RLD <input type="radio"/> 3BD																				
	<b>Keypad Engraving*</b> <div style="display: flex; align-items: flex-start;"> <div style="flex: 1;">  </div> <div style="flex: 2; padding-left: 20px;"> <p>・最大10文字まで彫り込み可能 (スペースを含む) 但し、全部大文字の場合は、最大7文字までとなる</p> <p>・アイコンを使用する場合は、7文字まで</p> <p>・アイコンコード 別紙参照</p> <table style="width: 100%; border-collapse: collapse;"> <tr> <td style="width: 5%; text-align: center;">A</td> <td style="border: 1px solid black; width: 80px; height: 20px;"></td> <td style="border: 1px solid black; width: 20px; height: 20px;"></td> <td style="border: 1px solid black; width: 20px; height: 20px;"></td> </tr> <tr> <td style="text-align: center;">B</td> <td style="border: 1px solid black; width: 80px; height: 20px;"></td> <td style="border: 1px solid black; width: 20px; height: 20px;"></td> <td style="border: 1px solid black; width: 20px; height: 20px;"></td> </tr> <tr> <td style="text-align: center;">C</td> <td style="border: 1px solid black; width: 80px; height: 20px;"></td> <td style="border: 1px solid black; width: 20px; height: 20px;"></td> <td style="border: 1px solid black; width: 20px; height: 20px;"></td> </tr> <tr> <td style="text-align: center;">D</td> <td style="border: 1px solid black; width: 80px; height: 20px;"></td> <td style="border: 1px solid black; width: 20px; height: 20px;"></td> <td style="border: 1px solid black; width: 20px; height: 20px;"></td> </tr> <tr> <td style="text-align: center;">E</td> <td style="border: 1px solid black; width: 80px; height: 20px;"></td> <td style="border: 1px solid black; width: 20px; height: 20px;"></td> <td style="border: 1px solid black; width: 20px; height: 20px;"></td> </tr> </table> </div> </div>		A				B				C				D				E		
A																					
B																					
C																					
D																					
E																					
ENGRAVING OPTIONS	<b>Engraving Options</b> ・ Characters* <input checked="" type="radio"/> 最初の文字のみ大文字 (デフォルト) <input type="radio"/> 上のセクションに記載したとおり <input type="radio"/> 全部大文字 ・ Position* 文字位置 <input checked="" type="radio"/> 左寄せ (デフォルト) <input type="radio"/> 中央揃え <small>* Default option will be used if option is not selected</small>	<b>Engraving Certificate (if applicable)</b> If redeeming an Engraving Certificate, fill out the Engraving Certificate number below. Engraving Certificate #: _____ For questions regarding Engraving Certificates, please contact Customer Service. <b>Notes</b> 数量を記入 <div style="border: 1px solid black; height: 40px; width: 100%;"></div>																			
	<div style="display: flex; justify-content: space-between;"> <div style="width: 30%;">  <p style="font-size: 0.8em;">© 2014 Lutron Electronics Co., Inc. P N 376-340 Rev. A 11/2014</p> </div> <div style="width: 35%;"> <b>Mailing address:</b>                      Customer Service                      Lutron Electronics Co., Inc.                      7200 Suter Road                      Coopersburg, PA 18036                 </div> <div style="width: 30%;"> <b>Phone Number:</b> 1-(888) LUTRON1  <b>Fax Number:</b> (610) 282-3090  <b>Email Address:</b> custsvc@lutron.com                 </div> </div>																				

# seeTouch® QS Engraving Schedule Architectural Finishes

Model Number  
QSW52-5BRLN-BL-NST

PROJECT

## Shipping Information

Ship To:  
Name: \_\_\_\_\_  
Address: \_\_\_\_\_  
City: \_\_\_\_\_ State: \_\_\_\_\_ Postal Code: \_\_\_\_\_  
Country: \_\_\_\_\_ Phone: \_\_\_\_\_

## Project Information (任意)

Reset Form

Project Name: \_\_\_\_\_  
Installer Name/Company: \_\_\_\_\_  
PO Number: \_\_\_\_\_ Lutron Order#: \_\_\_\_\_  
Control Station: \_\_\_\_\_  
Area: \_\_\_\_\_ Room: \_\_\_\_\_

STYLE

## Unit Options

### Unit Type

- Wallstation** - you do not yet have a wallstation and are using this form to accompany an order
- Button Kit** - you already have a wallstation and need engraved buttons only
- Faceplate Kit** - you already have a wallstation but you wish to change the color and order engraved buttons at the same time

### Faceplate Style Function (Wallstation only)

- |                                            |                                                 |
|--------------------------------------------|-------------------------------------------------|
| <input checked="" type="radio"/> No Insert | <input checked="" type="radio"/> Light function |
| <input type="radio"/> Insert               | <input type="radio"/> Light and Shade function  |
|                                            | <input type="radio"/> Shade function            |

## Unit Color

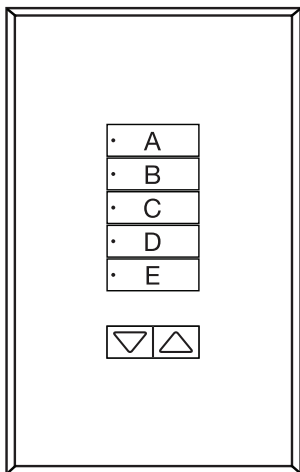
- Architectural Matte  Architectural Metals  Anodized Metals
- Black (BL)

## Button Configuration

- 1B     2B     3B     5B     7B     2BRL     3BRL
- 5BRL     2BRLIR     3BRLIR     5BRLIR     1RLD     2RLD     3BD

ENGRAVING OPTIONS

## Keypad Engraving\*



- 10 characters maximum\*\* (including spaces)
- 7 characters maximum\*\* (including spaces) when using ALL CAPS
- 7 characters max when using icon - - - - -

	Character 1	Character 2	Character 3	Character 4	Character 5	Character 6	Character 7	Character 8	Character 9	Character 10	Icon Code***
A	D	a	y								
B	E	v	e	n	i	n	g				
C	R	e	l	a	x						
D	N	i	g	h	t						
E	O	f	f								

\* When using icons, all words are left-justified and icons are right-justified  
 \*\* Number of characters is dependent upon character widths and icon size  
 \*\*\* Refer to page 2 of this document

## Engraving Options

- **Characters\*** (choose one)
  - First Letters Capitalized (default)
  - As Written in above section
  - ALL LETTERS CAPITALIZED

- **Position\*** (choose one)
  - Left justified (default)
  - Centered

\* Default option will be used if option is not selected

## Engraving Certificate (if applicable)

If redeeming an Engraving Certificate, fill out the Engraving Certificate number below.

**Engraving Certificate #:** \_\_\_\_\_

For questions regarding Engraving Certificates, please contact Customer Service.

## Notes

OTY:3



© 2014 Lutron Electronics Co., Inc.  
P/N 378-340 Rev. A 11/2014

**Mailing address:**  
Customer Service  
Lutron Electronics Co., Inc.  
7200 Suter Road  
Coopersburg, PA 18036

**Phone Number:** 1-(888) LUTRON1  
**Fax Number:** (610) 282-3090  
**Email Address:** custsvc@lutron.com

